

List of Popular iOS Devices:

iPhone

iPad

iPod touch

Please note: The Howard Miller Library does not recommend one device over another. This is a list of some commonly found devices that are supported by Apple.

Still looking for help?

Stop in for Tech Help

Tuesdays 9:30-5:00

Fridays 9:30-5:00

Not available at those times?

Check out Overdrive's Help online at


<http://help.overdrive.com>

OverDrive Help

Howard Miller Public Library
14 S. Church Street
Zeeland, MI 49464
616-772-0874
<http://lakeland.lib.overdrive.com/>

Library Hours:
Monday-Thursday: 9:30am-8:00pm
Friday: 9:30am-5:00pm
Saturday: 9:00am-1:00pm
Sunday: Closed

HOWARD MILLER LIBRARY



APPLE (iOS) DEVICES

**Downloadable eBooks
from the Howard Miller
Public Library**



How to get audiobooks and eBooks using an iOS device (iPhone, iPad, iPod touch)

The OverDrive app is a great way to quickly borrow and enjoy eBooks and audiobooks from your library.

If you'd rather enjoy titles without installing an app, you can use your web browser to read OverDrive Read eBooks. To read eBooks directly in your browser, skip to step 4 on the following page.

You can find your library's digital collection using the **Add a library feature** in the app or by running a search on overdrive.com. When you sign up for an OverDrive account, you can save your libraries and enjoy other great features.

How to borrow titles on your iOS device

1. Install OverDrive's app from the Apple App Store and sign up for (or sign in to) your OverDrive account.

2. From the app, tap the icon in the top-left corner to open the **Home menu** to see your library list.

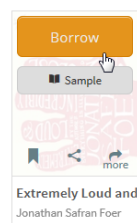
3. Tap a library from the list to go to its digital collection website. If your list is empty, or you need to add a new library, tap **Add a library** and follow the prompts.



4. On your library website, look for a title that's available to borrow. You can:

- Browse the titles on the home page.
- Use the menu at the top of the page to browse categories.
- Run a search.


5. When you find a title that looks interesting, tap or mouse over it, then tap **Borrow** to check it out.



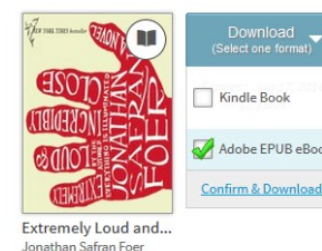
Or, tap **more** to view the title's details page. From here, tap **Borrow** to check it out. If prompted, sign in.



6. Your library bookshelf will open, displaying the title(s) you've borrowed. From here, you can: **Tap Read (In your browser)** to open the eBook with OverDrive Read.



OR Select a format from the **Download drop-down menu**, then tap **Confirm & Download**.



Select **EPUB eBook** or **MP3 audiobook** to download and add the title to your app bookshelf.

OR

Select **Kindle Book** to complete checkout on Amazon's website and send the title to your Kindle or Kindle reading app. **Note:** *Download time depends on the size of the book and your connection speed. Apple requires a Wi-Fi connection to download files over 100 MB on iOS devices.*