

8. Cont...

Thanks, Quinton!

Your digital library book, *Harry Potter and the Goblet of Fire (Book 4)*, will be delivered the next time Quinton's Optimus G syncs. If you would like to manage your digital titles, go to [Manage Your Content and Devices](#).

Or you can [read now in Kindle Cloud Reader](#) or on other devices using our [Free Kindle Reading Apps](#).

[Continue shopping the Kindle store](#)

Note: Library books require a Wi-Fi connection for download to Kindle devices. If you do not have an available Wi-Fi connection, you will need to transfer the title via USB.

Once a title is on your device or reading app, open it from your Kindle home screen to begin reading. If you want to read the eBook on a different device, you can download it again during the lending period.

LAST UPDATED: JUL 14, 2014 03:14PM EDT

List of Popular Kindle Devices:

Kindle

Kindle Paperweight

Kindle Voyage

Please note: The Howard Miller Library does not recommend one device over another. This is a list of some commonly found devices that are supported by Amazon.

Still looking for help?

Stop in for Tech Help

Tuesdays 9:30-5:00

Fridays 9:30-5:00

Not available at those times?

Check out Overdrive's Help online


at <http://help.overdrive.com>



Howard Miller Public Library
14 S. Church Street
Zeeland, MI 49464
616-772-0874
<http://lakeland.lib.overdrive.com/>

Library Hours:
Monday-Thursday: 9:30am-8:00pm
Friday: 9:30am-5:00pm
Saturday: 9:00am-1:00pm
Sunday: Closed

HOWARD MILLER LIBRARY



KINDLE DEVICES

**Downloadable eBooks
from the Howard Miller
Public Library**



How to get audiobooks and eBooks using an Kindle Device

You can borrow Amazon Kindle Books from your library to read on Kindle devices or Kindle reading apps.

What you need

A Kindle device or one of these Kindle reading apps:

- Kindle for Android
- Kindle for iPhone or iPod touch
- Kindle for iPad
- Kindle for Blackberry
- Kindle for Windows Phone
- Kindle for Windows 7, XP, and Vista
- Kindle for Windows 8
- Kindle for Mac
- Kindle Cloud Reader

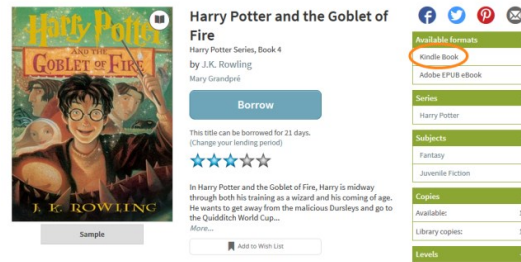
An Amazon account

How to borrow and deliver Kindle Books

Follow the instructions below to borrow Kindle Books and deliver them to your Kindle, Kindle reading app, or Kindle Cloud Reader.

1. Open your library's digital collection website: <http://lakeland.lib.overdrive.com>
2. When the site opens, find a Kindle Book to borrow. You can:

- Tap or mouse over a title, then select **more** to go to the title's details page. The details page lists the formats available for that title, including Kindle Book (if available).



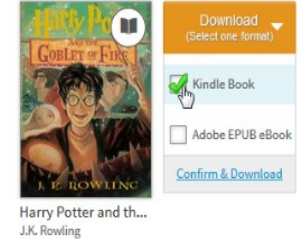
- Run a search, then narrow your results by selecting **Kindle Book** under "Format" on the left-hand side of the page.
- Select **Advanced Search** under the search bar and choose Kindle Book as your format in the search form that opens.

3. Once you've confirmed that an eBook is available in the Kindle Book format, select

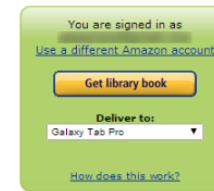


Borrow to borrow it. If prompted, sign in.

4. Your bookshelf will open, displaying the title(s) you have borrowed. From here, select **Kindle Book** from the **Download** drop-down menu, then **Confirm & Download**. You will be taken to Amazon's website so that you can complete the checkout and send the title to your Kindle device or reading app.



5. If you are already signed into Amazon, select a device or reading app from the "Deliver to" drop-down box, then select **Get library book**. The book is sent to your device or reading app, and you'll find it on your Kindle home screen. If you are not signed in, skip to step 6. **Note:** You must complete this step for the library book to show up in the "Manage Your Content & Devices" list. If the Kindle Book does not appear in this list, you will not be able to download it on any device.



6. If you are not already signed into Amazon, select **Get library book**. You will be prompted to sign in.

7. After signing in, a page will open where you can select the device or reading app for the

Quinton, please choose a Kindle device or reading application for delivery of your title:



Kindle Book.

8. Select **Continue** to send the book to your device or reading app. **Note:** You must complete this step for the library book to show up in the "Manage Your Content & Devices" list on your Amazon account. If the Kindle Book does not appear in this list, you will not be able to download it on any device. Cont...

